

ECHOMETER RECORDER PARTS LIST

Part Number	Part Name	Picture
MS 1750	11 Point Divider	
MS1150	Cable - 5 ft	
MS1200	Cable - 10 ft	
MS1250	Cable - 25 ft	
MS1390	Paper - Model D Case	
MS1400	Paper - Model D	
MS1450	Paper - Model M	
MS1460	Paper - Model M Case	
MS1600	Wall Charger (D, M, E)	
MS1650	Cigarette Lighter Charger	
RE1400	Battery Pack (D, 12 Volt)	
RE1410	Battery Pack (M or E, 12 Volt)	
RE1850	Case Lid Support	


RE2300

Chart Drive Roller (D)




RE3120

Sensitivity Knob (D)



RE3125

Sensitivity Knob (M)



RE3950

Writing Pen - 12 Volt (D)



RE6000

Printhead (M)



RE6100

Chart Drive Roller (M)



TN1450

BNC Cap & Chain



WA0800

USB Cable



WA3750

External Power Cigarette Lighter Cable



WA3850

External Battery Cable W/Terminals




WA4750

BNC Jack to Jack



WA9830

USB Flexible Connector



WG3700

Y Build Up Cable (25')



WG3720

Y Build Up Cable (25') WP



WG3725

Y Build Up Cable (100')

